

Name: _____

CHAPTER
16

Classifying and Sorting

Lesson 1 Classifying Things by One Attribute



Make an X on the object that does not belong.

COMPLETE
DURING THE
WEEK OF
MAY 11



1



2





3



Name: _____

What is the same? Color.

1




color

shape

size

2

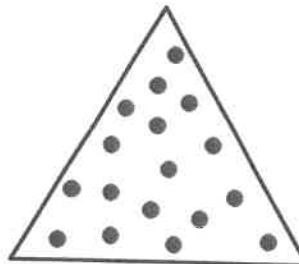


color

pattern

size

3



color

shape

pattern

Name: _____


Lesson 2 Classifying and Sorting Things by Two Attributes

Color the big squares red.

Color the big rectangles yellow.

Color the small triangles blue.

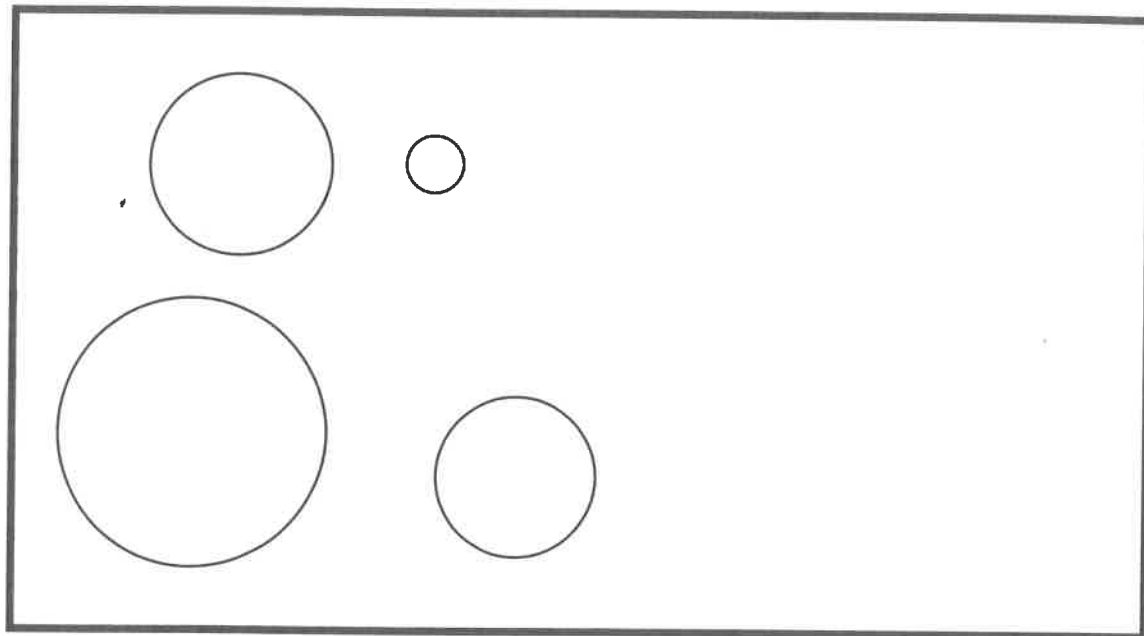
Make an X on the small circles.



Name: _____

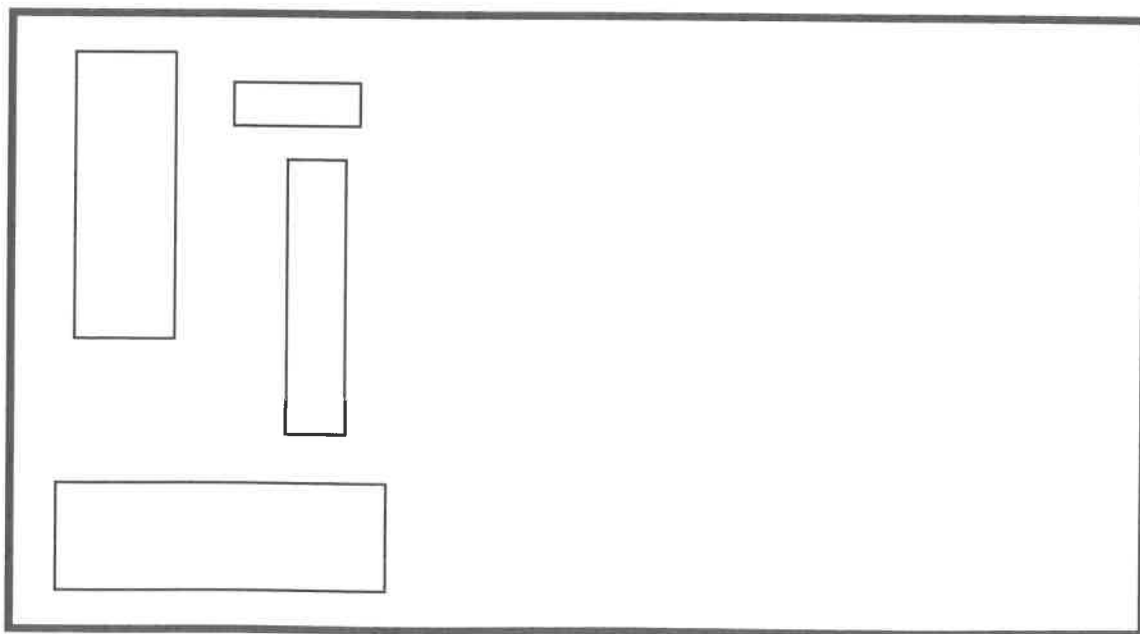
Color these red.
Draw 2 more circles.

1



Color these green.
Draw 3 more rectangles.

2




Name: _____


Match.



triangle



circle



big



small